

Louisiana Law Enforcement Accountability Database (LLEAD)

Report: Slidell Police Department Use of Force at Schools (2021-2025)

July 2026

Summary

This report analyzes 25 use-of-force incidents involving 30 students documented by the Slidell Police Department at St. Tammany Parish public schools between January 2021 and April 2025. These incidents were identified by filtering the Slidell Police Department’s (Slidell PD) agency-reported use-of-force dataset for cases that took place on school premises and identified juveniles as the subject of force. Force incidents at schools have sharply declined in recent years, dropping from 24 incidents in 2021-2022 to just 6 incidents in 2023-2025. Black (listed as African American in Slidell Police Department records) students were the subject of 26 of the 30 (86.7%) incidents. Male and female students were represented almost equally. Half of all documented incidents (15 of 30) occurred at a single school, Slidell High School. In most documented incidents—between 19 and 21 of 30, depending on which field of the source records is used—officers documented that the student was arrested in some capacity. The most common charge recorded was a variant of Disturbing the Peace. Four students (13%) were reported as injured. The records describe each documented use of force as having been internally reviewed by Slidell PD and found to be “in accordance with Slidell Police Department Policy.”

Table of Contents

1. Executive Summary
2. Key Findings – When & Where Force Was Used
 1. Yearly Trends
 2. Incidents by School
3. Key Findings – Who Was Subject to Force
 1. Student Race
 2. Student Race & Gender
4. Key Findings – What Prompted the Use of Force
 1. Type of Situation
 2. Reported Danger Level
5. Key Findings – Force Applied by Officers
 1. Officer Actions Taken
 2. Reason Force Was Used
 3. Officer Actions by Reason Force Was Used
 4. Officer Actions by Level of Resistance
6. Key Findings – Outcomes

1. Final Disposition
2. Arrests
3. Charges
4. Injuries
5. Final Disposition by Race
6. Final Disposition by Race & Gender
7. Conclusion: What the Data Suggests
8. Methodology
9. References

1. Executive Summary

School Resource Officers (SROs) are sworn law enforcement officers stationed inside K-12 schools. In an October 2022 presentation to the Louisiana House Special Committee on School Safety, Louisiana Department of Education officials reported that 47 percent of the state’s 1,300 public schools employed at least one SRO.¹ Where SROs are present, their role and authority vary, and statewide data on how officers interact with students once inside school buildings remains limited.²

In a 2019 review of school-based policing data in Louisiana, the Southern Poverty Law Center (SPLC) reported that, despite the growing presence of law enforcement in schools, “there is no evidence that school-based law enforcement make schools safer,” and that data limitations make it “impossible to adequately evaluate SRO program effectiveness.”³ A 2014-2018 study by the University at Albany and the RAND Corporation, summarized in the same Louisiana Illuminator article, similarly found that while school resource officers prevented some incidents on campus, they did not reduce the number of shootings or gun-related incidents at the schools studied.⁴ The 2019 SPLC report further noted that SROs have increasingly been involved in school disciplinary matters, a shift that prior research links to higher rates of student arrest for minor misbehavior and to disproportionate arrests of Black students on school campuses.⁵

These dynamics are directly relevant to St. Tammany Parish. According to the same SPLC report, the St. Tammany Parish Public School System elected to place SROs at all 55 of its school campuses for the 2018-19 school year, at a cost of approximately \$2 million.⁶

¹ Wes Muller. “Less than half of Louisiana schools have campus security officers.” Louisiana Illuminator, October 5, 2022. <https://lailuminator.com/2022/10/05/less-than-half-of-louisiana-schools-have-campus-security-officers/>

² Congressional Research Service. “School Resource Officers: Issues for Congress.” CRS Report R45251, 2018. <https://crsreports.congress.gov/product/pdf/R/R45251>

³ Southern Poverty Law Center. “The Data Gap: School Policing in Louisiana.” June 16, 2019. <https://www.splcenter.org/resources/reports/data-gap-school-policing-louisiana/>

⁴ Wes Muller. “Less than half of Louisiana schools have campus security officers.” Louisiana Illuminator, October 5, 2022. <https://lailuminator.com/2022/10/05/less-than-half-of-louisiana-schools-have-campus-security-officers/>

⁵ Southern Poverty Law Center. “The Data Gap: School Policing in Louisiana.” June 16, 2019. <https://www.splcenter.org/resources/reports/data-gap-school-policing-louisiana/>

⁶ Ibid.

The same SPLC report also raises concerns about the reliability of school-policing data in St. Tammany Parish. Under the Office for Civil Rights' Civil Rights Data Collection (CRDC) definitions, a "referral to law enforcement" includes "any action by which a student is reported to any law enforcement agency or official.... regardless of whether official action is taken," and explicitly includes "school-related arrests" within the referrals total. Under this definition, arrests are a subset of referrals—the number of reported arrests should never exceed the number of reported referrals. In the 2015-16 CRDC submission, however, St. Tammany Parish Public School System reported a higher number of school-based arrests than referrals to law enforcement, which the SPLC report attributes to "confusion around the terms and inconsistent data reported as a result."⁷

In Louisiana, SROs are typically deployed through agreements between local police departments or sheriff's offices and the school district they serve. St. Tammany Parish public schools are known to have SRO programs in place. In Slidell, when officers use physical force on a student at school, the incident is documented through the same use-of-force reporting process that applies to all officer uses of force in the department.

In light of the documented gaps in St. Tammany Parish's school-policing data, this report examines four years of use-of-force records from the Slidell Police Department covering incidents that occurred at schools in the Slidell area. The records were drawn from Slidell PD's broader use-of-force dataset, obtained through a public records request, and filtered to identify incidents whose reported subject of force was a juvenile and whose recorded location was a school address. The dataset covers January 2021 through April 22, 2025.

In several unique use-of-force incidents, there were multiple students subject to force. To center the impact on students, this report treats each juvenile subject of force as a unique force incident. As a result, the 30 incidents described here correspond to 25 distinct case numbers in Slidell PD's records.

Across 30 documented incidents:

- **Force incidents at schools have sharply declined.** In 2021, Slidell PD reported 14 force incidents at schools. By 2024-2025, the number of force incidents at schools dropped to 1.
- **15 of 30 incidents (50%) occurred at Slidell High School.** The next-most-frequent location, Slidell Junior High, accounted for 5 incidents.
- **26 of 30 students (87%) were Black.** The remaining 4 incidents involved 2 Hispanic and 2 White student. By comparison, the St. Tammany Parish public school district overall was 63% White, 21% Black and 10% Hispanic---meaning that Black students were subject to Slidell PD school use of force at approximately four times their share of the district's student population.⁸
- **Male and female students were equally represented as subjects of force**—an unusual trend, as police use-of-force usually disproportionately affects male citizens.
- **The majority of incidents involved officers documenting some form of arrest.** Depending on which field in the source records is used, between 19 and 21 of 30 incidents (63%-70%) include an arrest indicator. The records show that officers took students into custody in some capacity; they do not show whether those arrests were followed by formal booking, charges filed in court, court referral, or release.

⁷ Ibid.

⁸ Louisiana Department of Education. "Multiple Statistics By Site and School System -- February 1, 2023." Multiple Statistics data series. <https://doe.louisiana.gov/data-and-reports/enrollment-data>

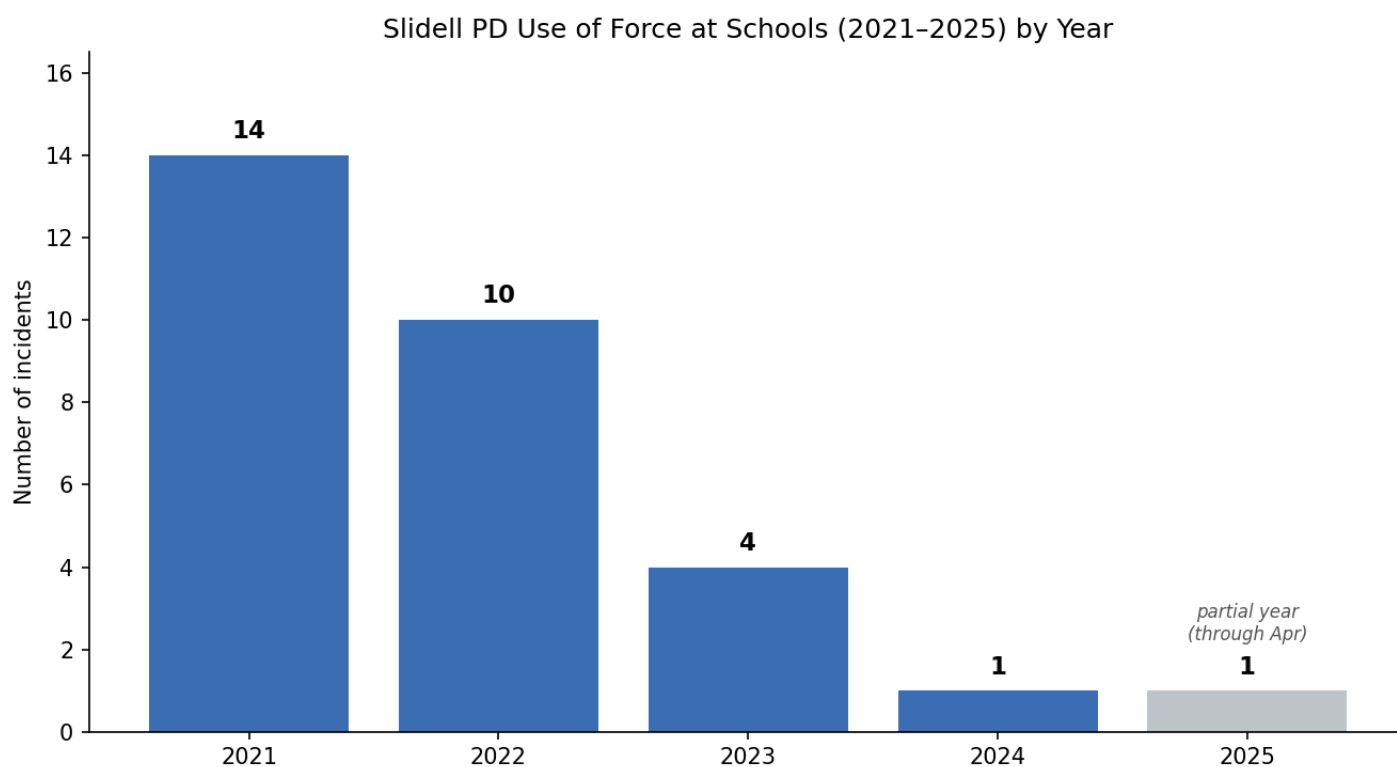
- The most common charge among arrests, where one was recorded, was a variant of **Disturbing the Peace** (10 arrests on a Disturbing the Peace/Disorderly Person-related charge).
- **4 of 30 students (13%) were reported as injured.** Three of the four injured students were Black girls.

2. Key Findings – When & Where Force Was Used

2.1 Yearly Trends

This chart shows the number of school use-of-force incidents per year.

Use-of-force incidents were most frequent in 2021 (14 incidents) and 2022 (10 incidents), which together account for 80% of all incidents in the dataset. Beginning in 2023, reports dropped sharply to 3 incidents, then to 1 each in 2024 and 2025 (through March). The 2025 figure covers only the first three months of the year and may have increased as the school year continued. Overall, use-of-force incidents at schools have sharply declined in recent years.

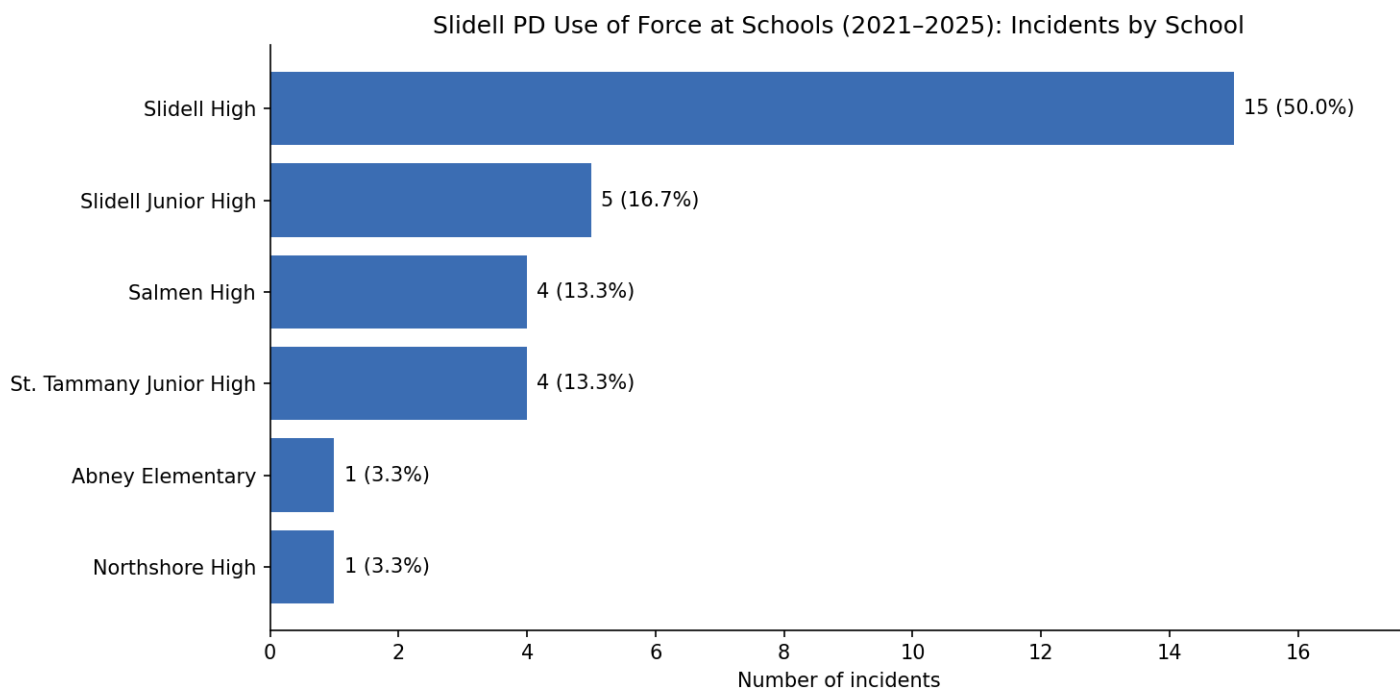


2.2 Where Force Incidents Occurred

This chart shows how school-based use-of-force incidents were distributed across schools in the Slidell area. Incidents are counted by unique case number at each location.

Slidell High School accounted for nearly half of all incidents (15 of 30, or 50%). Slidell Junior High had 5 incidents (16.7%), Salmen High School and St. Tammany Junior High each had 4 (13.3%), and Northshore High School and Abney Elementary each had 1 (4%).

The concentration at Slidell High School is notable but not surprising, as it is the largest campus represented in the dataset. One incident occurred at Abney Elementary, which suggests that police use of force at schools is not limited exclusively to secondary campuses.

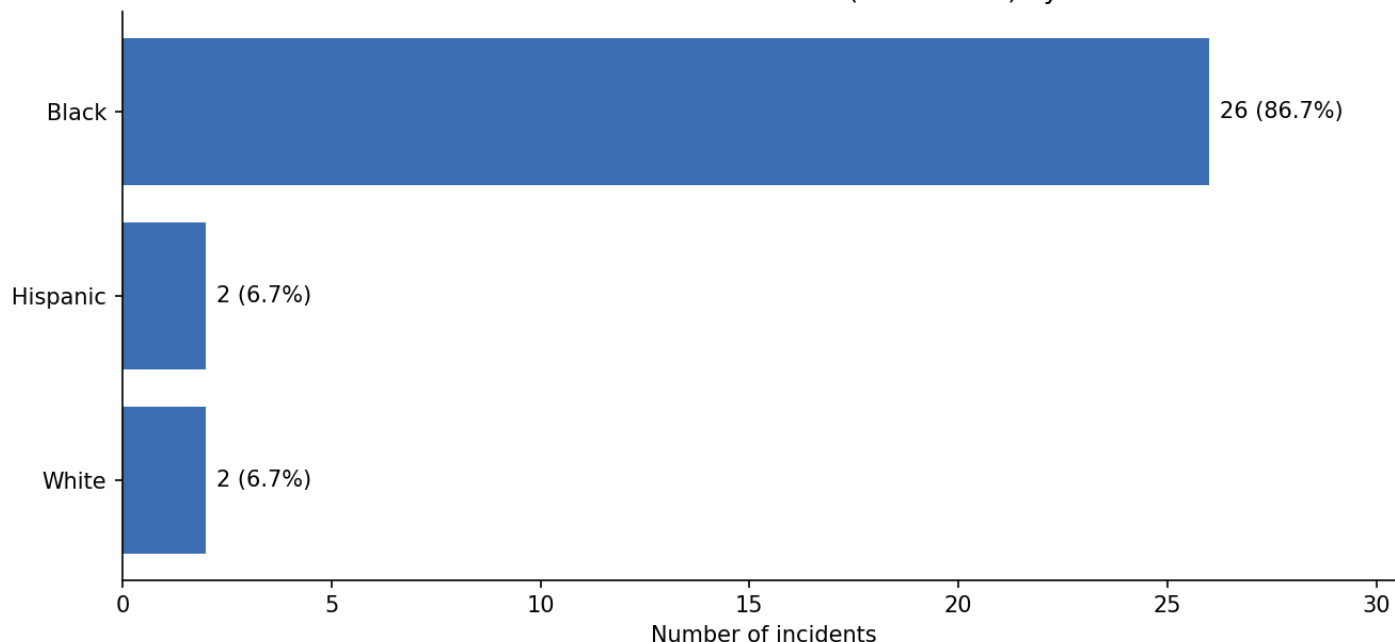


3. Key Findings – Who was Subject to Force

3.1 Student Race

The chart below shows the racial distribution of students who were the subject of force in the 30 documented incidents.

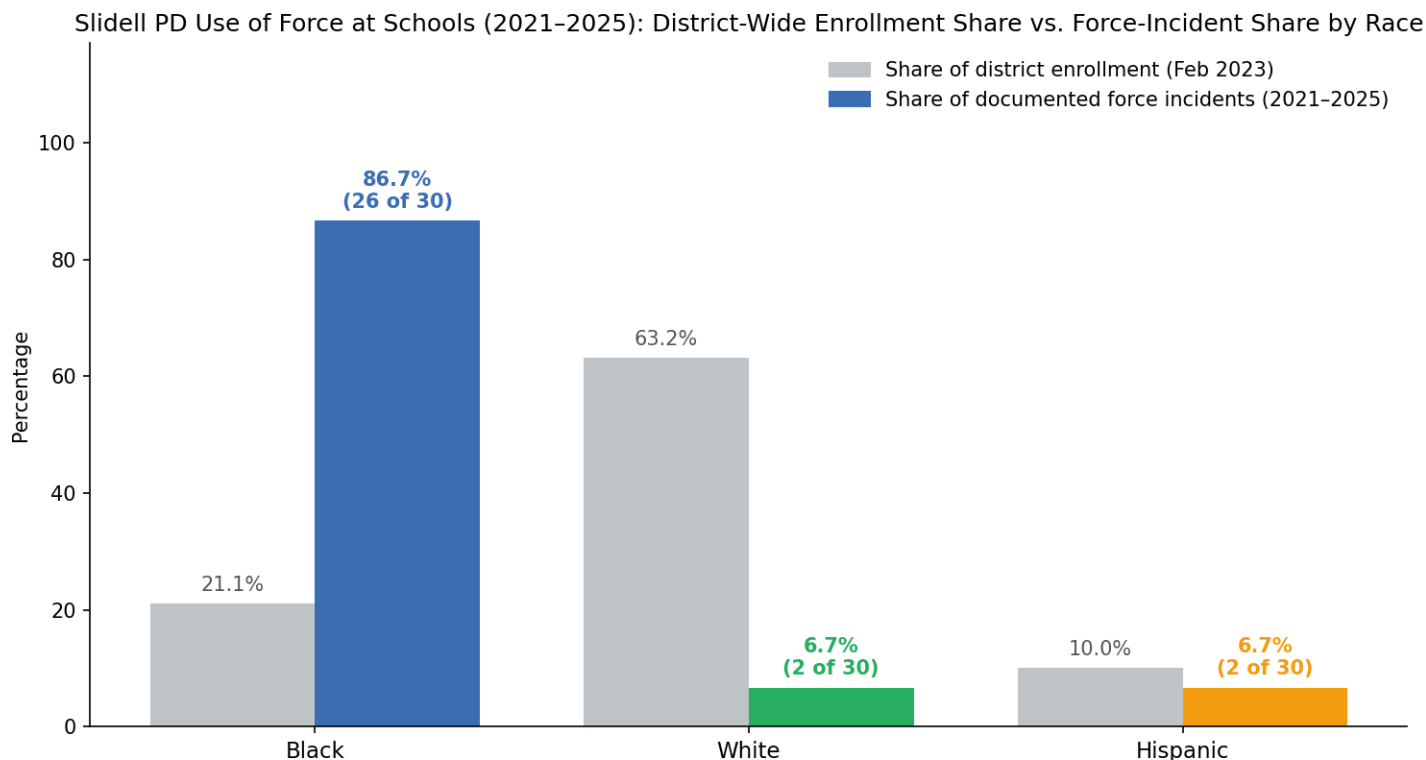
Slidell PD Use of Force at Schools (2021-2025) by Race



Black students were the subject of 26 of 30 documented use-of-force incidents (87%). According to the Louisiana Department of Education’s February 1, 2023 enrollment data, Black students made up 21% of the St. Tammany Parish public school district’s 37,057 students (7,804 of 37,057).⁹ Black students therefore appear in Slidell PD’s school use-of-force records at approximately four times their share of the school-age population in the district. The remaining 4 incidents involved 2 Hispanic students and 2 White students. No incidents in this dataset involved students recorded as Asian, Native American or Indigenous, or another race category.

The chart below compares each racial group’s share of district-wide enrollment to its share of documented force incidents.

⁹ Louisiana Department of Education, “Multiple Statistics by Site for St. Tammany Parish,” public enrollment data, 2023-2024 school year.

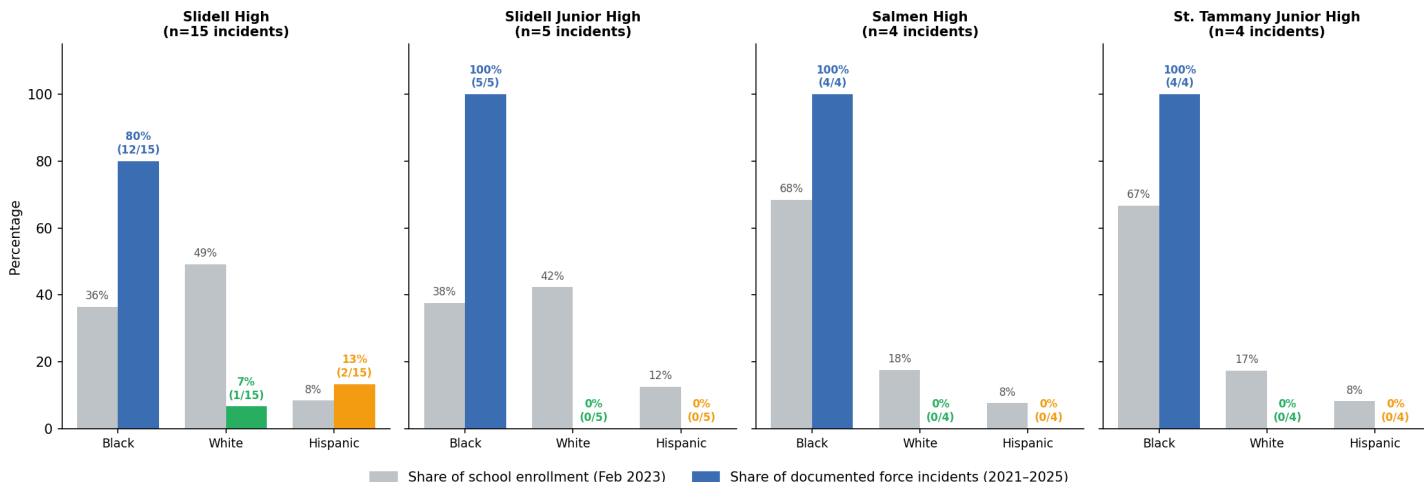


The over-representation of Black students is sharpest at the two schools where most documented incidents occurred. Slidell High School, the site of 50% of all incidents, has a student body 36% Black according to recent state enrollment data; Black students accounted for 80% of force incidents documented there. Slidell Junior High School (5 incidents) had a student body 38% Black; Black students accounted for 100 percent of force incidents documented there. The two majority-Black schools in the dataset (Salmen High School at 68% Black enrollment and St. Tammany Junior High at 67%) also had documented force incidents that were 100 percent Black, a smaller but still notable over-representation relative to enrollment.¹⁰

The chart below shows, for each of the four schools with at least four documented incidents, each racial group’s share of school enrollment alongside its share of force incidents at that school.

¹⁰ Ibid.

Slidell PD Use of Force at Schools (2021-2025): Enrollment Share vs. Force-Incident Share, by Race and School



Abney Elementary (1 incident) and Northshore High School (1 incident) are not shown in this view because per-school percentages based on a single incident do not support meaningful comparison.

For comparison, a 2023 coalition data brief on national school-police interactions reported that over 85 percent of incidents involving police force against students in or around U.S. schools since 2011 have involved Black students, in records where race was identified.¹¹ In the 2022–23 school year alone, the same brief reports that Black students accounted for 80 percent of students involved in incidents of police force at school.¹² The 87 percent share observed in Slidell PD’s records is consistent with this national pattern.

3.2 Student Race & Gender

The chart below breaks down the racial distribution further by the gender recorded in each incident report.

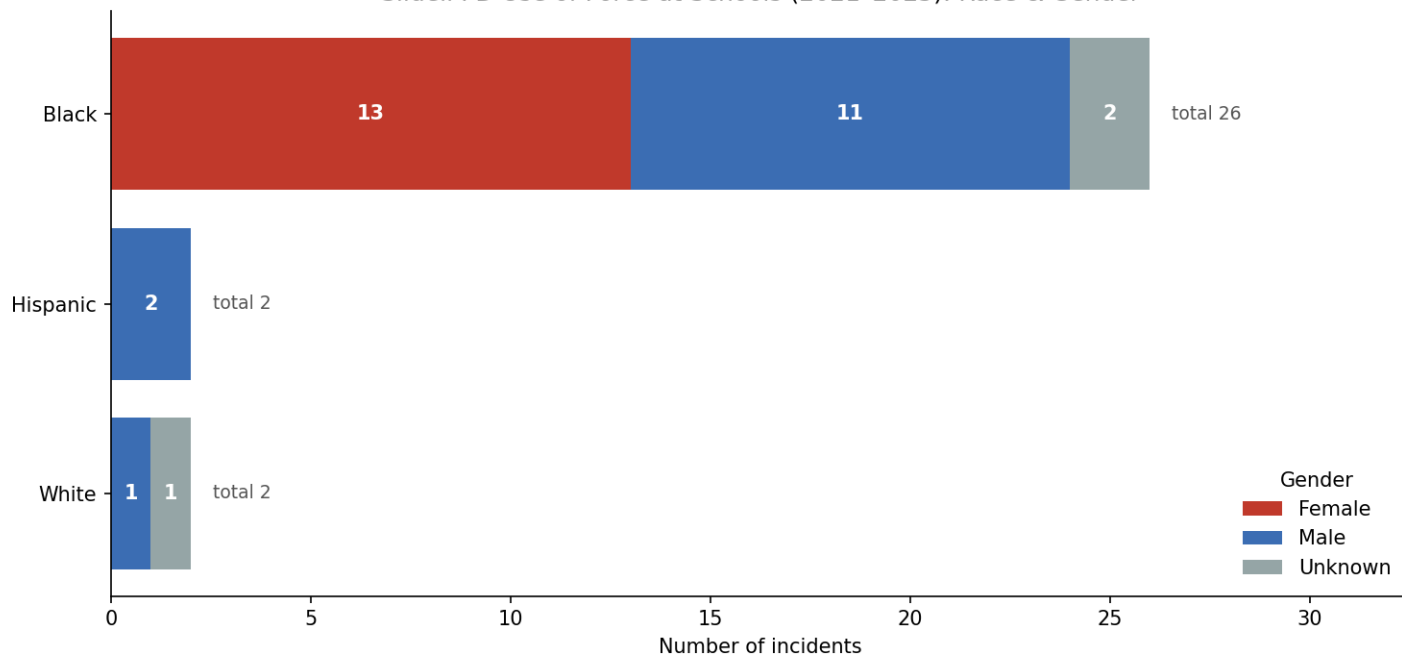
Among Black students subject to force, females accounted for slightly more documented incidents than males (13 vs. 11). This pattern is notable in the context of national school-police data: the same 2023 coalition data brief cited above reports that, in the 2022–23 school year, girls made up 52.6 percent of students involved in incidents of police force at school, over half of incidents nationally, in records where gender was identified.¹³ Three records in the Slidell dataset did not include a gender value for the student involved.

¹¹ Ashley Levett, “Groups Find Police Presence in Schools Contributes to Sexual Violence,” Southern Poverty Law Center, October 18, 2023.

¹² Ibid.

¹³ Ibid.

Slidell PD Use of Force at Schools (2021–2025): Race & Gender



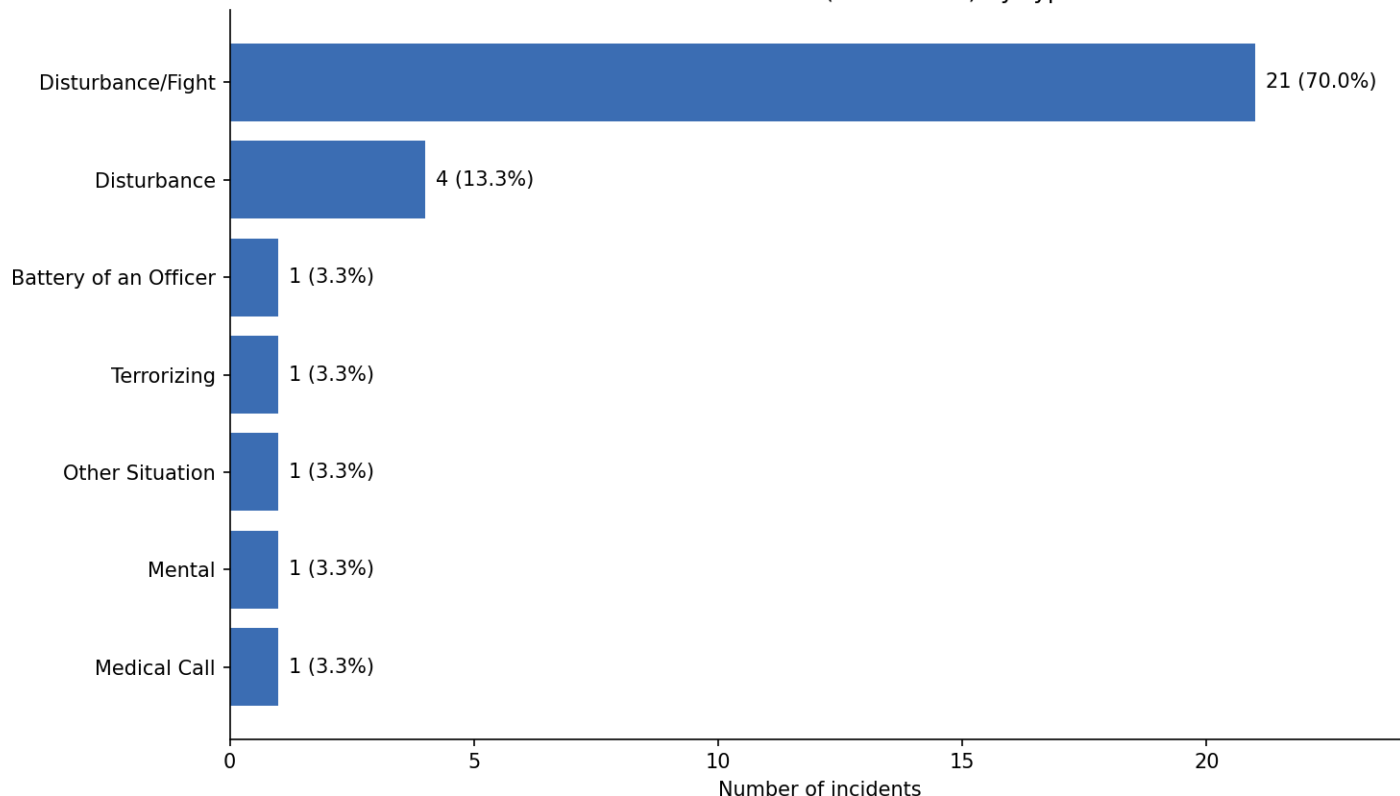
4. Key Findings – What Prompted the Use of Force

4.1 Type of Situation

Each Slidell PD report categorizes the incident by a “Type Situation” field. The chart below shows the distribution of incident types in the dataset.

Over two-thirds of the documented incidents (21 of 30) were classified as either a “Disturbance/Fight” or a “Disturbance.” Mental-health-related calls account for 1 incident, and a single Medical Call also appears in the dataset. The remaining incidents involve Battery of an Officer, Terrorizing, or Other Situation classifications.

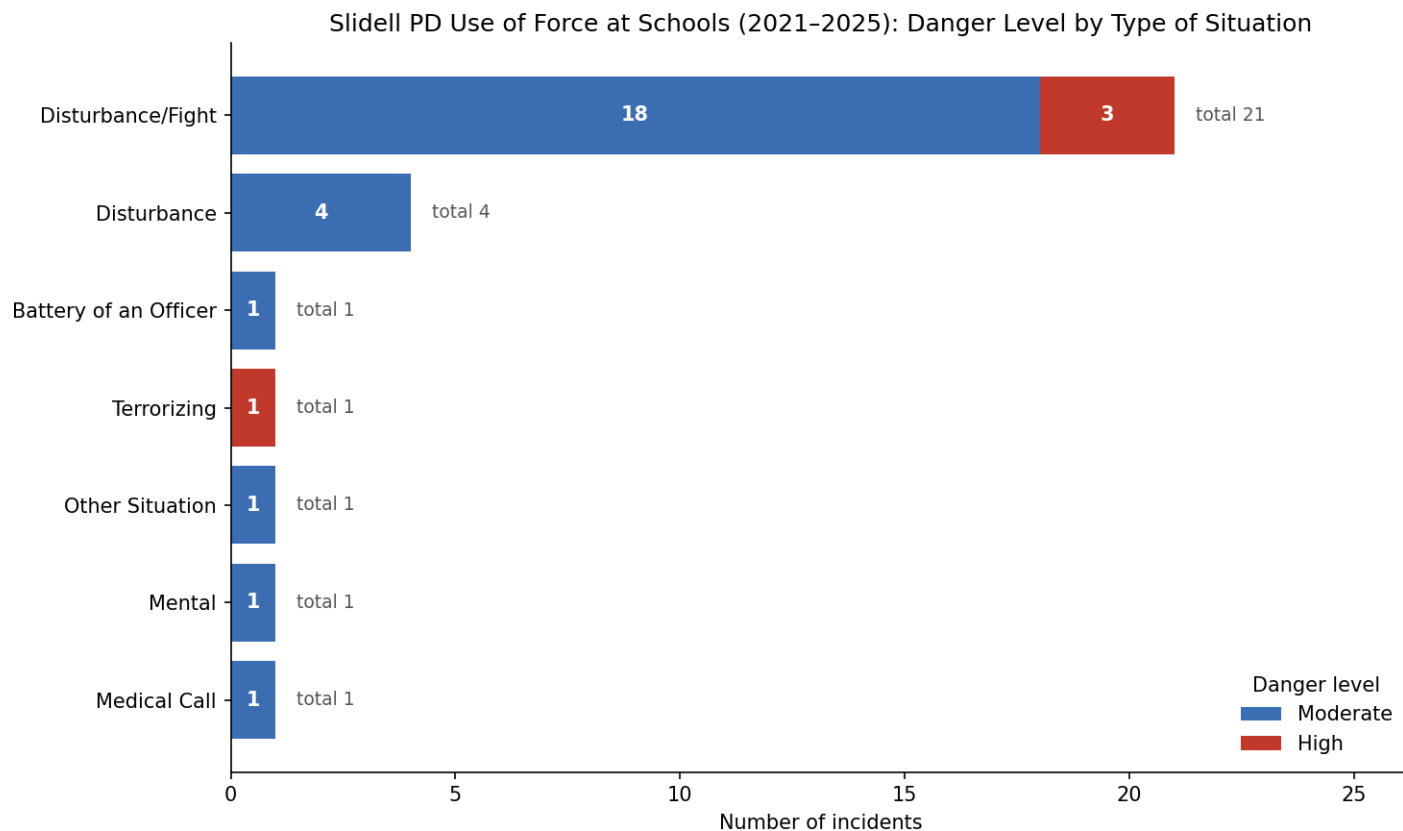
Slidell PD Use of Force at Schools (2021–2025) by Type of Situation



4.2 Reported Danger Level

Each incident also includes an officer-assessed danger rating, recorded as either “Moderate” or “High.” The chart below shows the number of incidents broken down by both danger level and situation type.

Officers rated 26 of 30 incidents as “Moderate” danger; 4 were rated as “High.” All four High-danger incidents were in a “Disturbance/Fight” or “Terrorizing” situation type.

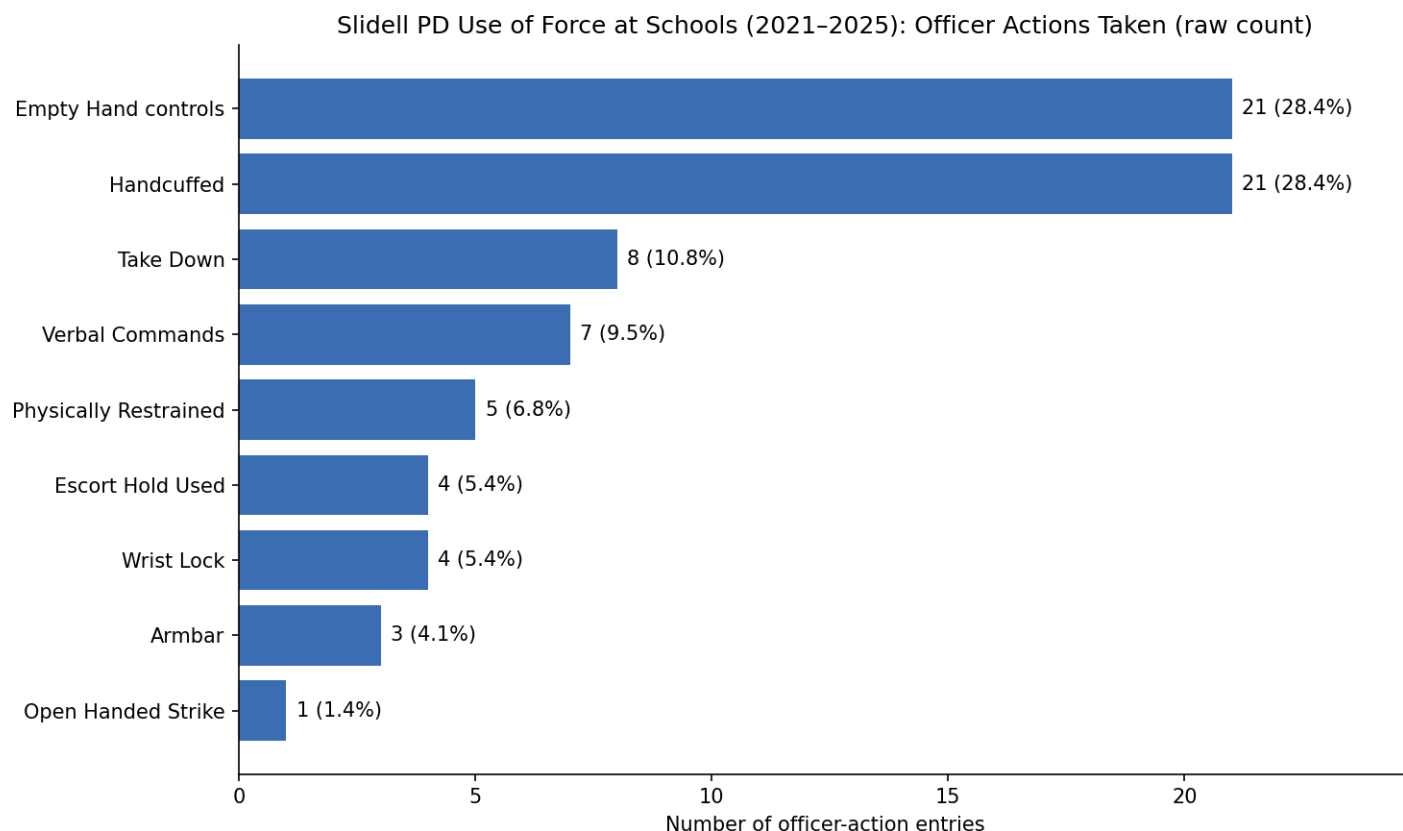


5. Key Findings – Force Applied by Officers

5.1 Officer Actions Taken

Each force incident report itemizes the specific actions taken by each officer present at the incident. A single incident often involves multiple actions (for example, an officer may use both “Empty Hand controls” and apply Handcuffs). Across the 30 incidents, 74 individual officer actions were documented.

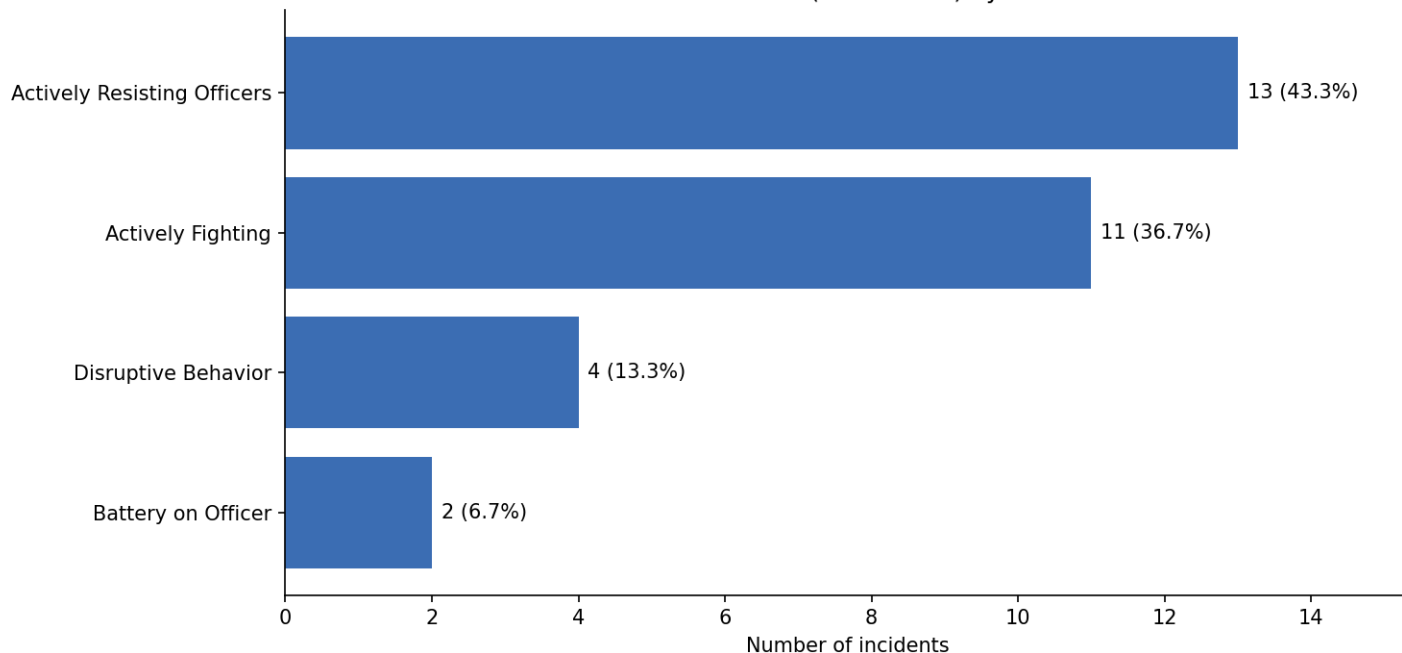
The most frequently documented officer actions were Empty Hand controls and Handcuffing, each appearing in 21 of 30 incidents. More forceful techniques, such as Take Downs, joint locks (Armbar, Wrist Lock), and physical restraint, appear in a smaller number of incidents. A single “Open Handed Strike” was recorded across the entire four-year period, in a Disturbance/Fight incident at Slidell High School. “Verbal Commands” is recorded as an officer action in 7 incidents; it is not a use of physical force.



5.2 Reason Force Was Used

For each incident, officers record the reason that force was applied. Slidell PD officers cited the student’s resistance to or fighting with officers (“Actively Resisting Officers” or “Battery on Officer”) as the reason force was used in 15 of 30 incidents (50%). 11 incidents (37%) were attributed to the juvenile being engaged in a fight (“Actively Fighting”) at the time officers used force. 4 incidents (13.3%) were attributed to “Disruptive Behavior.”

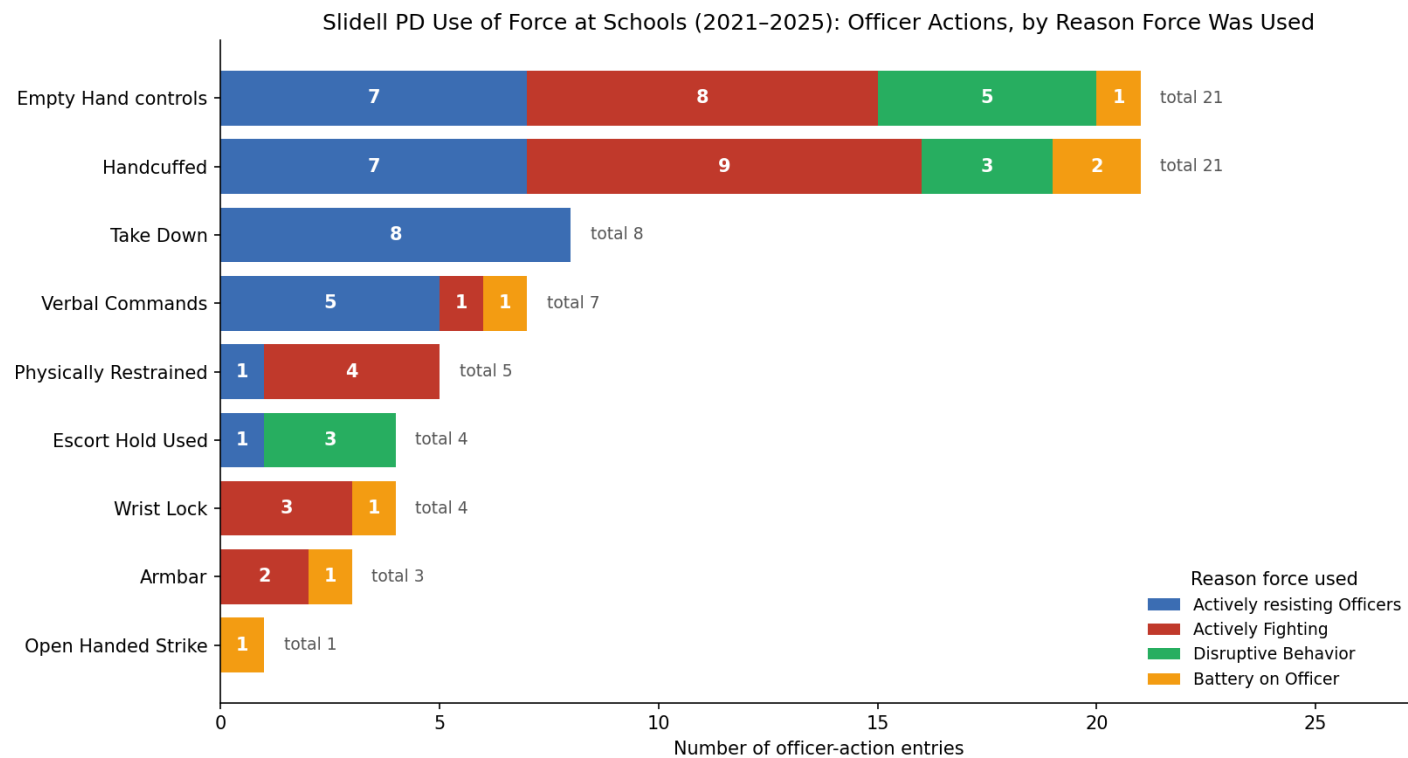
Slidell PD Use of Force at Schools (2021–2025) by Reason Force Was Used



5.3 Officer Actions by Reason Force Was Used

The chart below pairs the two preceding categories: which officer actions appear most often within each reason category. Each bar shows a single officer action, segmented by the reason cited for that action’s use.

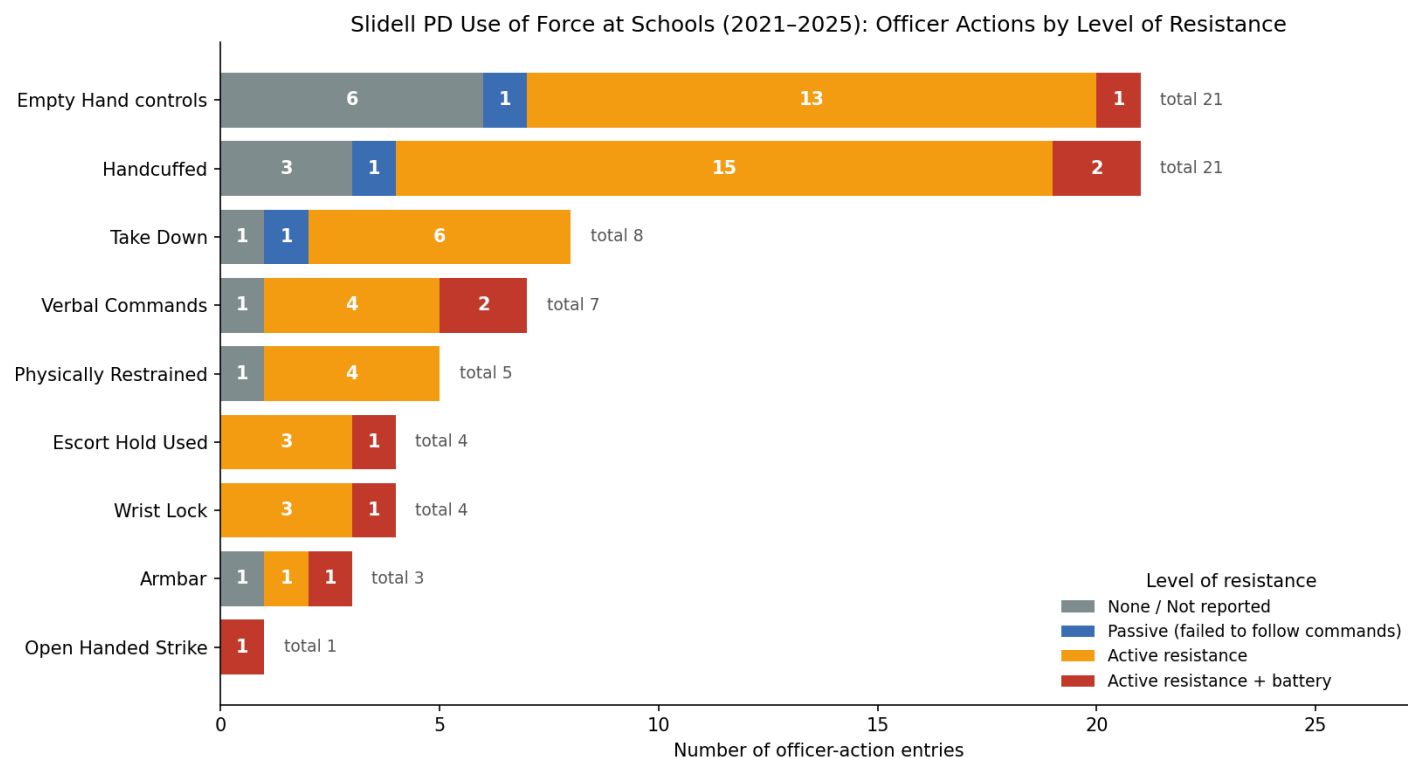
Empty Hand controls and Handcuffing—the two most common officer actions—appear across all four reason categories. Other techniques are more concentrated. Take Down was used in eight incidents in the dataset, all of them categorized as “Actively Resisting Officers.” Escort Hold appears predominantly in “Disruptive Behavior” cases (3 of 4 instances). Joint-manipulation techniques (Wrist Lock, Armbar) and the single “Open Handed Strike” appear only in “Actively Fighting” or “Battery on Officer” cases. Verbal commands were documented in 7 incidents, concentrated in “Actively Resisting Officers” cases.



5.3 Officer Actions by Level of Resistance

In addition to recording the reason force was used, each Slidell PD report includes an officer-assessed “Level of Resistance” field describing the student’s behavior at the time force was applied. For this analysis, the six raw values recorded in the source data were grouped into four ordered tiers reflecting escalation severity: None or Not Reported (5 incidents), Passive (failed to follow commands) (2 incidents), Active resistance (20 incidents), and Active resistance + battery (3 incidents). The chart below shows each officer action segmented by the level of resistance recorded at the time of the action.

Almost two thirds of officer actions (49 of 74, 66%) occurred during incidents where the student was recorded as actively resisting. Joint-manipulation techniques and the single “Open Handed Strike” documented in the dataset appear only in “Active resistance” or “Active resistance + battery” incidents. Thirteen officer-action entries (18%)—including six Empty Hand controls and three Handcuffings—occurred in incidents where the student’s level of resistance was recorded as “None” or “Not Reported,” and an additional three entries occurred at the Passive tier. The “Force Used” field on each report records the student’s behavior rather than the officer’s force; the “Level of Resistance” field appears to capture the same dimension with slightly different vocabulary. Apparent disagreements between the two fields in some records are documented in the Methodology section.

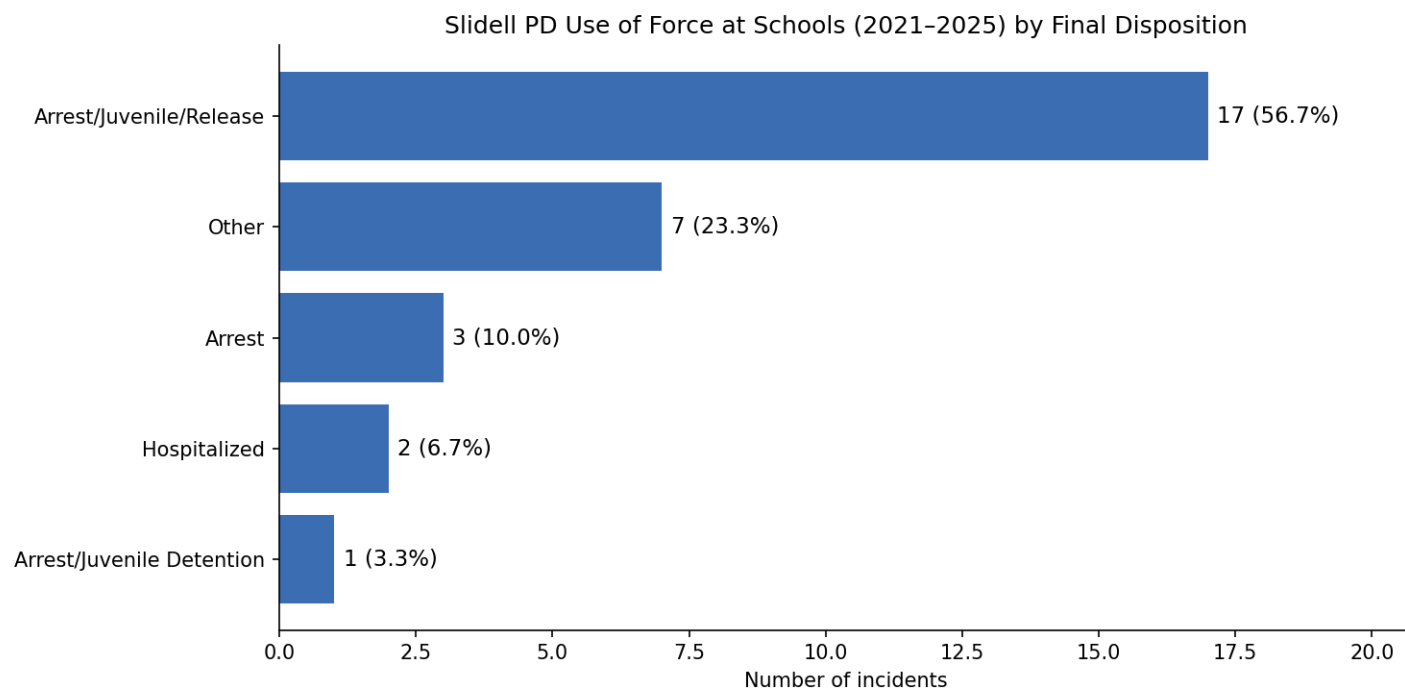


6. Key Findings – Outcomes

6.1 Final Disposition

Each Slidell PD Use of Force Detail Report records a "Final Disposition", indicating how the incident concluded. The chart below shows the distribution of final dispositions across the 30 documented incidents.

Three of the dispositions in this dataset—"Arrest," "Arrest/Juvenile/Release," and "Arrest/Juvenile Detention"—indicate that the student was arrested by Slidell PD. They differ in what is recorded about the post-booking outcome. "Arrest/Juvenile/Release" (17 of 30 incidents) indicates that the student was booked and then released, typically to a parent or guardian. "Arrest/Juvenile Detention" (1 incident) indicates that the student was booked and held in juvenile detention; the single instance in this dataset is the Terrorizing arrest at Slidell High School. "Arrest" (3 incidents) records an arrest without specifying the post-booking outcome. Two incidents resulted in Hospitalization rather than arrest, and seven were categorized as "Other" which the source records do not further define. The dataset includes only what officers recorded at the time of the incident; it does not capture any subsequent court referral, prosecution, or disposition of charges.



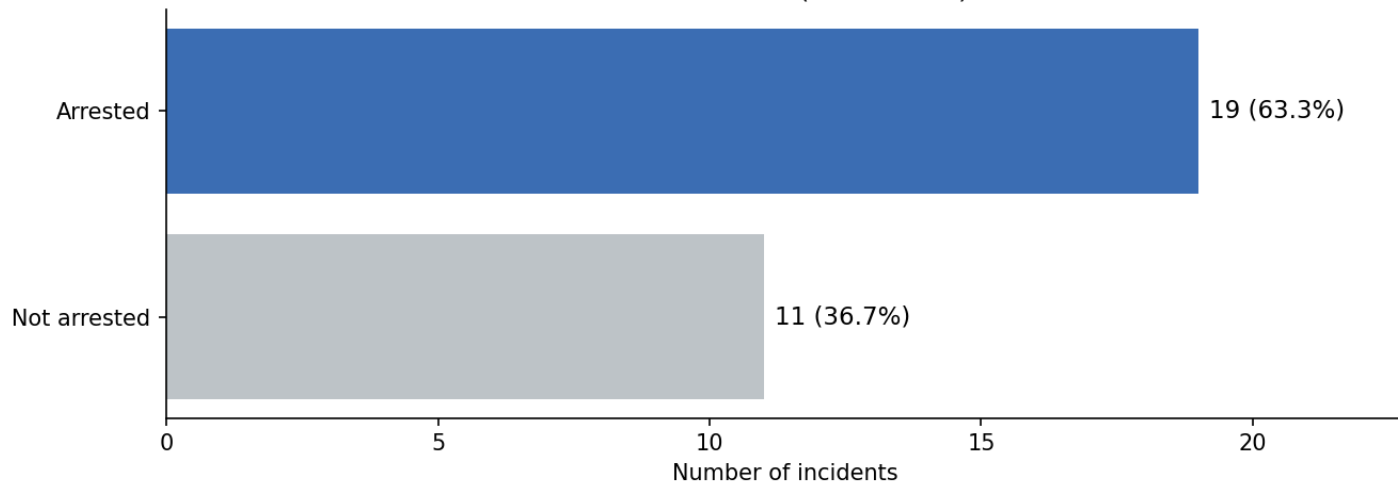
6.2 Arrests

For each documented use-of-force incident, Slidell PD records include a yes/no field indicating whether the student was arrested.

Nineteen of the 30 documented incidents (63%) are recorded with the explicit “Arrested = Yes” flag. Two additional incidents have “Arrested = No” but carry a Final Disposition value of “Arrest/Juvenile/Release,” and one incident has “Arrested = No” but a real booking number (“Arrest ID”) recorded in the source PDF. Depending on which field is treated as authoritative, the count of incidents involving an arrest indicator ranges from 19 to 21. This report uses the explicit “Arrested” yes/no field as the primary measure (19 of 30) and documents the other indicators in the Methodology section.

What these records show is that Slidell PD officers documented taking students into custody in some capacity in the majority of incidents. What the records do not show is what happened next. The dataset does not include information regarding whether a given arrest was followed by formal booking, charges being filed in court, a court referral, juvenile detention intake, diversion, or release, or how those downstream steps may have differed from incident to incident. It is presumed that an arrest is the documented event of being taken into custody at school by Slidell PD.

Slidell PD Use of Force at Schools (2021–2025): Students Arrested

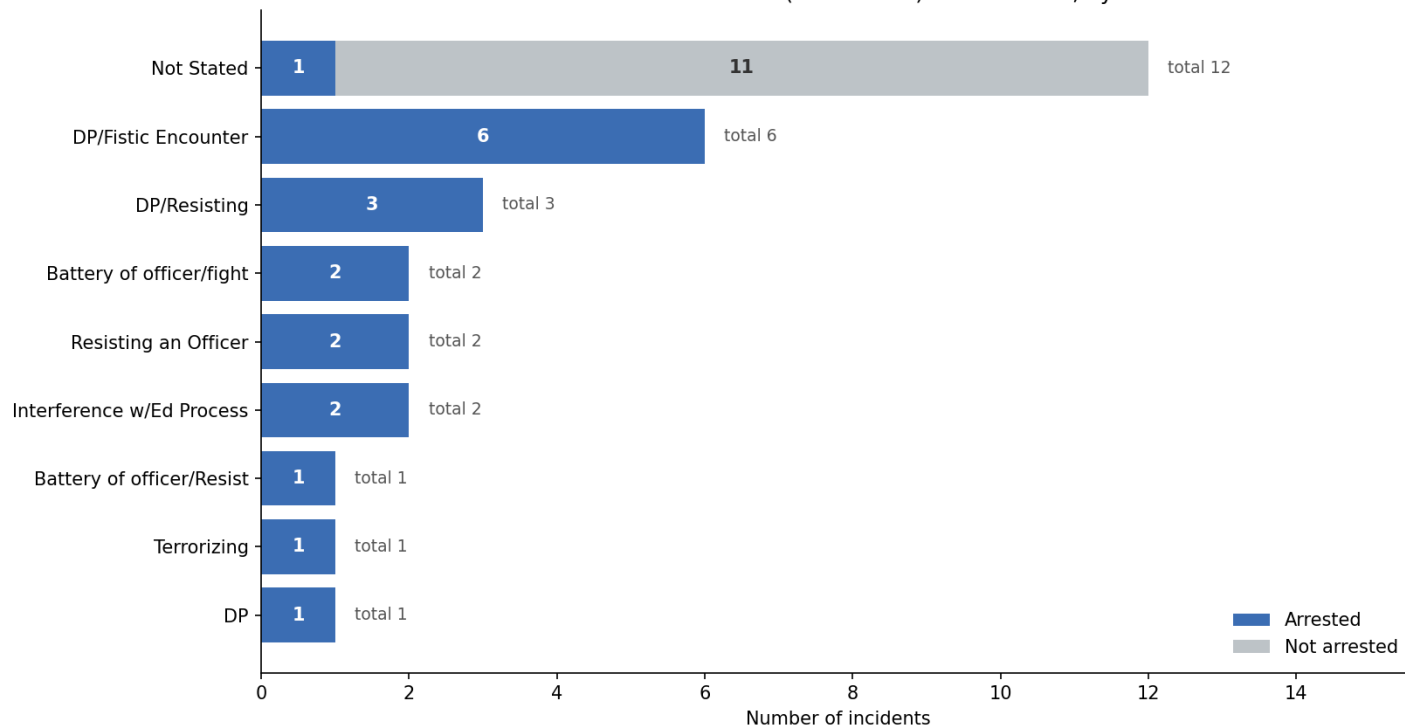


6.3 Charges

The chart below shows the recorded “Arrested For” value for each incident, broken down by whether the student was arrested.

Among the 19 arrests, 10 of 19 (53%) were on a charge listed as some variant of “DP” (Disturbing the Peace, Disturbing the Peace/Fistic Encounter, or Disturbing the Peace/Resisting). An additional 3 of 19 (16%) were charged with Battery on a Police Officer or Battery on Officer/Resisting. Two arrests were charged under Louisiana’s “Interference with the Educational Process” statute (La. R.S. 14:40.6), which criminalizes conduct that disrupts the orderly operation of a school. One arrest each was for Resisting an Officer alone and for Terrorizing.

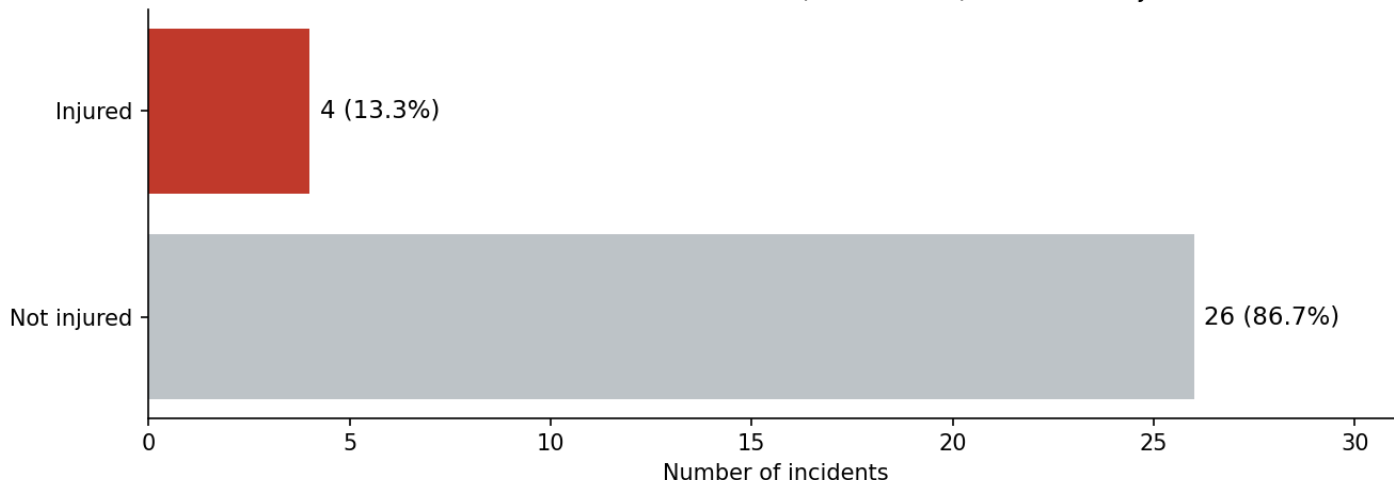
Slidell PD Use of Force at Schools (2021–2025): Arrested For, by Arrest Status



6.4 Injuries

The chart below shows the count of incidents in which a student was reported as injured. Four of the 30 documented incidents resulted in a student being reported as injured. Three of the four injured students were Black girls; the fourth was a Hispanic boy.

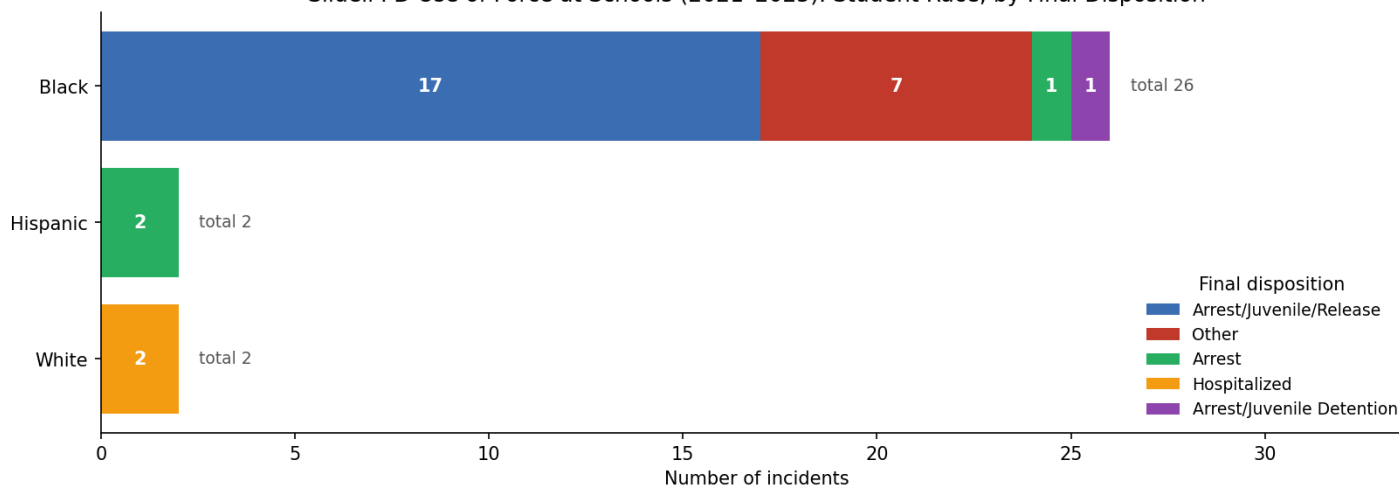
Slidell PD Use of Force at Schools (2021-2025): Students Injured



6.5 Final Disposition by Race

The chart below breaks final disposition down by the race recorded for the student in each incident. All 17 Arrest/Juvenile/Release outcomes and the single Arrest/Juvenile Detention outcome in the dataset involved Black students. Both hospitalization outcomes involved White students. Both students recorded as Hispanic were reported as arrested, without further specification.

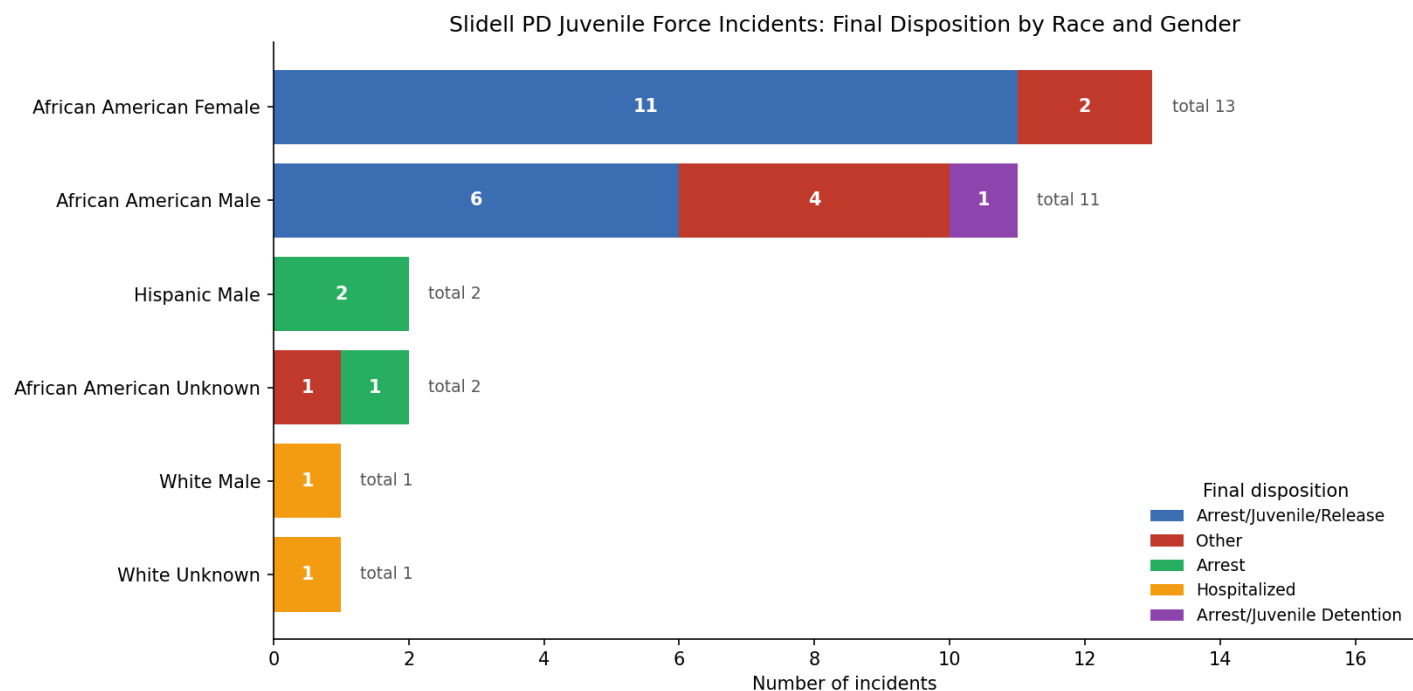
Slidell PD Use of Force at Schools (2021-2025): Student Race, by Final Disposition



6.6 Final Disposition by Race & Gender

The chart below further breaks down final disposition by race and gender combined, identifying outcomes for each race-gender combination present in the records.

Of the 13 incidents involving Black girls, 11 (85%) resulted in Arrest/Juvenile/Release. The remaining two were categorized as “Other.” None of the incidents involving Black girls resulted in hospitalization, juvenile detention, or the unspecified “Arrest” disposition. Among the 11 incidents involving Black boys, outcomes were more varied: 6 Arrest/Juvenile/Release, 4 Other, and the single Arrest/Juvenile Detention case in the dataset. Three incidents, all involving Black students, did not have a gender recorded.



7. Conclusion – What the Data Suggests

Slidell Police Department records of use-of-force at St. Tammany Parish schools from January 2021 through April 2025 show a small but consistent set of patterns.

First, force was applied to Black students in 87 percent of documented incidents, more than three times their share of the district’s school-age population. That share is consistent with national-level data on school-police interactions: the 2023 coalition data brief cited above reports that Black students accounted for over 85 percent of incidents of police force in or around U.S. schools since 2011, and 80 percent in the 2022-23 school year.¹⁴ Black girls accounted for slightly more documented incidents than males (13 to 11). That pattern is also

¹⁴ Ashley Levett, “Groups Find Police Presence in Schools Contributes to Sexual Violence,” Southern Poverty Law Center, October 18, 2023.

consistent with national school-police data, where girls made up 52.6 percent of students involved in incidents of police force in school in the 2022–23 school year.¹⁵

Second, half of all documented incidents occurred at a single school, Slidell High School. The dataset does not include per-school enrollment, per-school officer-staffing levels, or comparable records from other agencies operating in St. Tammany Parish, so it is not possible from these records alone to determine whether this concentration reflects student demographics, officer presence, school-specific policies, or other factors.

Third, in a majority of documented incidents, Slidell PD officers recorded that the student had been arrested in some capacity. The records are not internally consistent about exactly how many incidents involved an arrest ---depending on which field is used, the count ranges from 19 to 21 of 30--- and the records do not document what happened after the arrest event. Where a charge was recorded, the most common was a variant of Disturbing the Peace, a Louisiana misdemeanor that can be charged for “engaging in a fistic encounter” or for being “violent or tumultuous” in public.¹⁶ Two arrests proceeded under Louisiana’s “Interference with the Educational Process” statute, a school-specific offense added to Louisiana law in 1997. The dataset captures the arrest event itself---being taken into custody at school by Slidell PD---and does not capture whether that arrest resulted in formal booking, charges being filed in court, court referral, juvenile detention intake, or release.

Fourth, four students were reported as injured in these encounters. Three of the four were Black girls; the fourth was a Hispanic boy.

Fifth, the records contain several internal inconsistencies that limit the conclusions that can be drawn in the report’s findings, including subject rows with arrest indicators that contradict one another. These are documented in the Methodology section. They echo, at the record level, the kind of data-reliability concerns the Southern Poverty Law Center raised at the district reporting level in 2019 when it identified St. Tammany Parish as a district whose federal Civil Rights Data Collection submission for 2015-16 contained internally contradictory counts.

Each Use of Force Detail Report in the dataset includes a Slidell PD reviewer’s notation that “the force used in this incident was justified and in accordance with Slidell Police Department Policy.” Whether the use of force documented here was justified under Slidell PD’s internal policy is a determination that the agency itself has made for each incident; this analysis does not contest those determinations. What the records describe, even within the boundaries of what they document, is a set of encounters in which students were handcuffed, physically restrained, taken into custody, and charged with low-level Louisiana misdemeanors---most often Disturbing the Peace---while at school. These are not minor events for the students experiencing them. The records do not show what happened to those students after the encounter ended; they do show that, between January 2021 and April 2025, these encounters happened to a population disproportionately Black, concentrated at one St. Tammany Parish high school, and consistent with national patterns of who is subject to police force in U.S. schools.

¹⁵ Ibid.

¹⁶ La. R.S. 14:103

8. Methodology

Data source. Slidell PD Use of Force Detail Reports for incidents at locations marked “Type Premises: School,” for incidents occurring between January 1, 2021, and April 22, 2025, were obtained through a public records request and provided as a single PDF. The PDF contains one incident per page, structured in a standardized form layout from L.E.A. Data Technologies’ administrative database used by Slidell PD. The full record (Incident Detail Report #C-10) covers 215 pages of all use-of-force incidents agency-wide; the 25 pages used in this analysis are the subset identified as occurring at schools.

Data extraction. Each incident page was transcribed into a row-level CSV, with one row per juvenile subject i.e., incidents involving two juveniles produce two rows that share a case number. The resulting dataset contains 30 juvenile-incident records.

Inferred values and abbreviations.

- **The arrest-charge value “DP” (appearing as “DP,” “DP/Fistic Encounter,” and “DP/Resisting”) has been treated throughout this report as Disturbing the Peace.** The source PDF does not spell out the abbreviation; this expansion is inferred based on Louisiana criminal statute conventions and is the most common Louisiana misdemeanor matching this abbreviation pattern.
- **Location normalization.** The location field in the source data contains 15 distinct values describing 6 actual schools, recorded inconsistently as either a street address or a school name. Each unique value was mapped to a canonical school name. Three of these schools appear in the source records only as a street address with no school name attached:
 - 333 Pennsylvania Ave. | Slidell Junior High
 - 701 Cleveland Ave. | St. Tammany Junior High
 - 825 Kostmayer Ave. | Abney Elementary
- **Arrest measurement.** This report uses three distinct fields from the source records to describe whether and how juveniles were arrested:
 - **Arrested:** A direct yes/no field on each subject record. This is the field used for the headline arrest count (19 of 30, 63%).
 - **Arrested for:** The recorded reason associated with the arrest. The value “Not Stated” appears in 12 records; 11 of those are “Arrested = No” cases (consistent with no charge), and 1 (case 23-0028) is an “Arrested = Yes” record where no charge was recorded.
 - **Final Disposition:** A higher-level outcome field with three arrest-related values: “Arrest/Juvenile/Release” (booked and released, 17 incidents), “Arrest” (booked, post-booking outcome not specified, 3 incidents), and “Arrest/Juvenile Detention” (booked and held, 1 incident). Non-arrest dispositions include “Hospitalized” (2) and “Other” (7).
 - **Arrest ID:** A booking number recorded on the source PDF for arrests beginning in approximately August 2021 (case 21-0023, dated 8/16/2021). Six earlier arrests in this dataset (cases 21-0001, 21-0009, 21-0010, and 21-0012, all with “Arrested = Yes”) have no Arrest ID; this appears to reflect a change in Slidell PD’s booking-record practices rather than the absence of an arrest event. The Arrest ID field was not transcribed into the analyzed CSV but was used

during data-quality review by extracting it from the source PDF and verifying values against the user.

Internal inconsistencies in the source records: Several individual records contain values that disagree across fields. These are documented as findings rather than corrected:

- Case 21-0035 and Case 22-0010 (Subject #1). Both records have “arrested = No”, no charge, and no Arrest ID, but “final disposition” = “Arrest/Juvenile/Release.” In case 22-0010, which involved two juveniles, only Subject #2 was actually arrested (Arrest ID 2202-1347); the disposition value appears to have been recorded at the case level and copied to both subjects. The report treats both juveniles as not arrested, consistent with the “arrested” flag, the absence of a charge, and the absence of an Arrest ID.
- Case 23-0028. “Arrested = Yes” and “final disposition” = “Arrest/Juvenile/Release” are recorded, but “arrested for” = “Not Stated” and no Arrest ID is present in the source PDF. This report follows the “arrested” flag and counts this as an arrest.
- Case 23-0031 (Subject #1). “Arrested = No” and “arrested for” = “Not Stated” are recorded, but the source PDF shows a real Arrest ID (2309-0497). This is an internal contradiction in Slidell PD’s own records. This report follows the “arrested” flag and counts this as not arrested, while noting the Arrest ID exists.

Data Limitations. The report describes only the arrest events recorded in Slidell PD’s use-of-force forms; it does not clarify downstream involvement with the criminal legal system, including formal charge and booking, court referrals, and prosecution.